

# BATTLE OF BRITAIN BUNKER

Welcome to the Visitor Centre for the Battle of Britain Bunker! This sheet helps you discover all the different parts of the museum. Along the way, you will learn more about the Battle of Britain, and what it was like to live through World War II. There is no order, so feel free to explore at your own pace.

THE  
BATTLE OF  
BRITAIN  
BUNKER

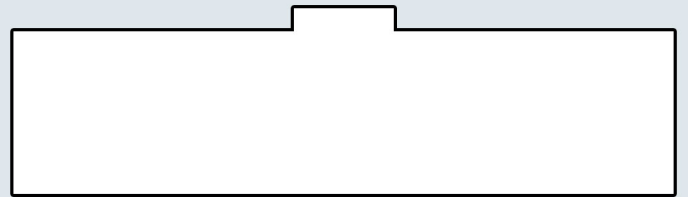
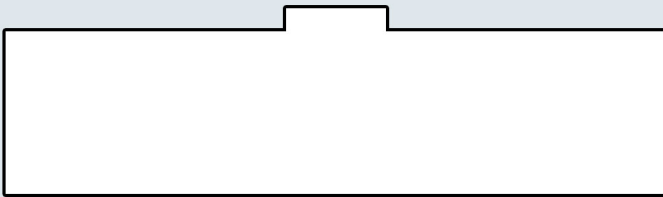
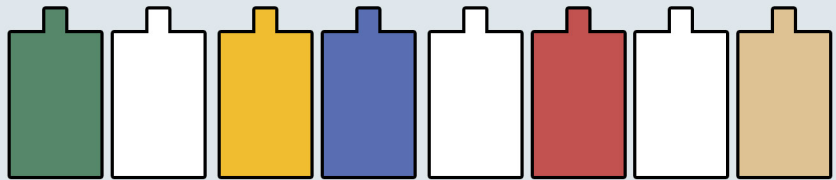
Find this:



## Tote Board Hooks Spell it out!

**Did you know?** All of these tags with letters were used underground, in the Bunker!

**Think.** How many different letters can you spot? What words can you see? Draw some examples below:



Find this:




## Hanging Planes Look up!

**Did you know?** Hanging from the ceiling are two replica aeroplanes – one is a Hurricane, and one is a Spitfire. These were the two primary planes that the RAF flew during the Battle of Britain.

**Look.** Look at the two aeroplanes! Can you spot the differences between them? Circle the differences!



Hawker Hurricane



Supermarine Spitfire

Find this:



# RADAR

See what's coming

**Did you know?** Radar was the RAF's early warning system. It could spot aircraft formations from over 100 miles away! Britain had radar towers placed every 10 miles along the British coastline, to spot any planes that were heading our way.

**Activity.** Try out our radar tower. What happens when you move the aeroplanes closer to the tower? Draw what you see on the screen:



Find this:



# The Bunker

Plot it out!

**Did you know?** This is a model of our underground map table! The Operation Room map showed Britain, the English Channel, and the coast of France. Plotters moved blocks around the map to show where friendly and enemy formations were located.

**You can try plotting for yourself - use the different touch screen stations to try it out!**

**Think.** There would have been twenty women around the table moving all of the plotting pieces. It would have been very crowded!

**Find.** Look at the big map! Can you find RAF Northolt? That is only 4 miles away from where we are today, former RAF Uxbridge.

## Quiz!

Who operated the Bunker?

- a) The Army
- b) The Navy
- c) The Royal Air Force
- b) The Americans

How far underground is the Bunker?

- a) 25 feet
- b) 60 feet
- c) 150 feet
- b) 2 miles

Find this:



# Observer Corps

What can you see?

**Did you know?** The Observer Corps were the eyes of the RAF. Radar only worked over the open ocean, so it was important to keep an eye on aircraft once they crossed over land. Observer Corps members were stationed all around England, looking to the skies to spot incoming aircraft.

**Activity.** Below are several different aeroplanes. Circle the ones that are part of the RAF!



**Look.** There were hundreds of planes in the skies during the Battle of Britain, and an Observer had to learn all of the different shapes – they even had to learn the different engine sounds! Do you see all the different shapes on the wall?

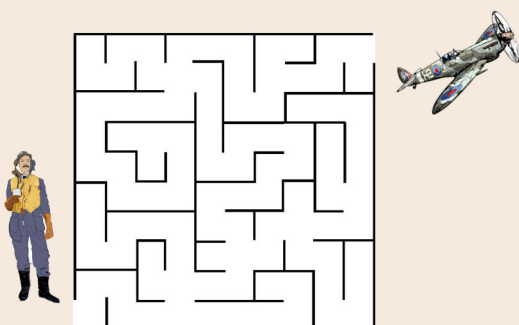
## Sector Station

Look closely at the outline of this object. Can you find it in the museum?




This is a scramble bell. If the bell rang, pilots had to run to their aircraft and take off as quickly as possible!

**Activity.** Solve the maze to help the pilot get to his aeroplane!



## Anti-Aircraft Defence




Look closely at the outline of this object. Can you find it in the museum?

Aeroplanes weren't the only thing used by the RAF. They also used barrage balloons and ground-guns to stop enemy aircraft.

**Look.** That is an anti-aircraft gun. It would have taken five people to operate it!

Find this:



# Air Raid Precaution

Look out!

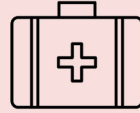
**Did you know?** Air Raid Precaution (ARP) was set up by the British Government to protect citizens from air attacks.

**Think.** There were a lot of different jobs you could have to help your town during World War II. What job would you like to do? Circle your answer!



**Fire guard:**

Putting out fires



**First Aid:**

Helping the injured




**Wardens:**

Enforcing blackouts

**Activity.** Did the telephone just ring? Answer the phone, and listen for your instructions!

Find this:



# The Blitz

Attack from above

**Did you know?** The Blitz began in September 1940, which was near the end of the Battle of Britain. Lots of places were targeted, including factories, docks, and industrial cities.

**Look.** Do you see the map of Uxbridge? This map was made after an air attack on the town. Look at the map key to see the different types of bombs.

**Activity.** It was dangerous to live in big cities during the Blitz. Parents could send their children to the countryside as an evacuee, so they could be safe. They could only bring a few items with them. List below three items that you would take with you:

1. \_\_\_\_\_
2. \_\_\_\_\_
3. \_\_\_\_\_

## When you go back home...

What is something that you've learnt today that you can share?

---

Why do you think it's important to visit places like the Bunker?

---